



Interreaction for your presentations with ...



... PowerPoint® voting software



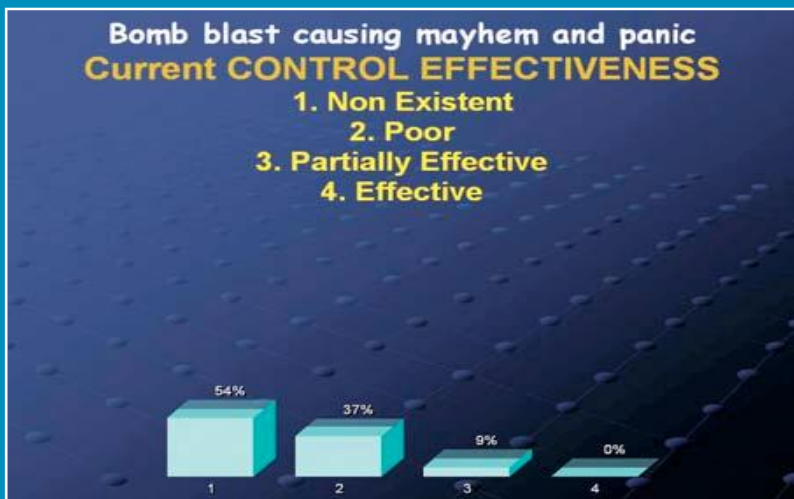
ppvote is a modular voting application that integrates directly with Microsoft PowerPoint® delivering extra functionality to your familiar PowerPoint environment. Getting up to speed with ppvote is quick and easy.

ppvote® *lite* - Simple to use and elegant in its delivery and graphical capability. It is designed to deliver participant interaction in meetings, presentations, conferences, etc.

ppvote® *professional* - Enhance your PowerPoint slide-show with voting interactivity and bring your event alive! Using InstaVote™ your presentation automatically loads the question slides as you get to them in your show, simplicity itself!

ppvote® *matrix* - The decision support tool for professional workshop facilitators aiming to deliver added value through an advanced application. ppvote*matrix* offers superb visual presentation of assessment results and many ways to analyse the view to enable precise focusing on the issues that matter most and to whom!

Most importantly, it is part of your PowerPoint slideshow. Build a structured process from start to finish that is simplicity itself to navigate and graphically crystal clear to your workshop participants like nothing before!





Using InstaVote™ your presentation automatically loads the question slides as you get to them in your show, simplicity itself!

Use **AutoSeries™** to ask your audience a series of questions or get their reactions to a set of statements, perhaps a staff or customer survey. Display results when you want them – now or later. **AutoSeries** handles this and allows you to select whatever you want to present wherever it is in your presentation.

Add a *quiz* to your presentation to test knowledge, assess understanding and information retention in the classroom, training or just for fun. With ppvote® *professional* you can deliver keypad numbers or individual names as winners onto the large screen. Quiz results can be by team or individual so whether for fun or competency testing you can check their *scores*.

For a *team* result, define your own team names then dynamically allocate keypads by simply asking: e.g. 'Are you in the... 1. Red, 2. Blue, 3. Green team?' Then have the winning teams displayed on screen. You define which of the questions belong in the quiz, how many teams you wish to display and what style of presentation to use.



Why not Rate a number of options and present a bar chart to show clearly the top choices. Perhaps you would like to *Prioritise* projects, budgets, or strategies to implement by asking the team to pick their 1st, 2nd and 3rd choice.

Provide your audience with a *copy* of your presentation with their responses inserted and ensure your meeting lives on after the event.

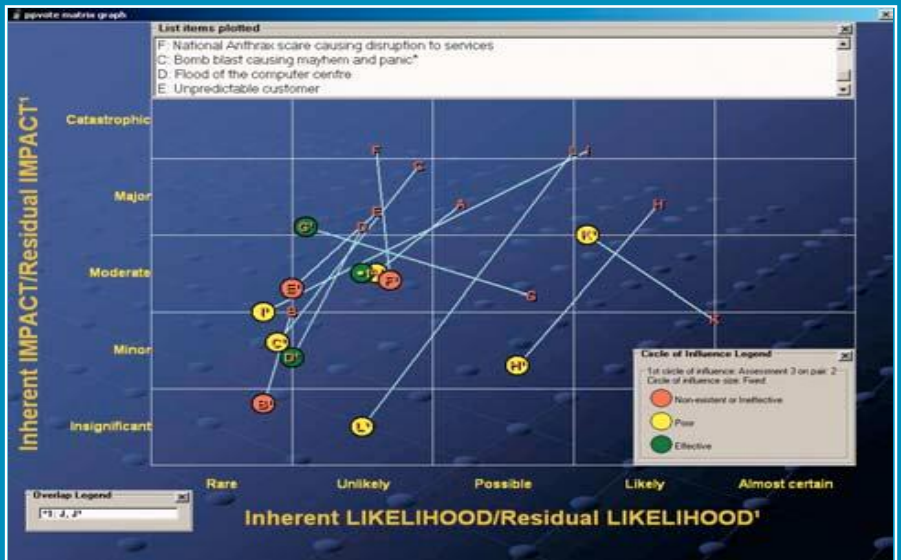
ppvote*professional* comes with integrated *compression* software that takes care of backing up your PowerPoint presentation onto removable media - even multiple disks and USB drives! It *restores* the data in just the same way.



Do you get swamped with items to review from a brainstorm session then struggle to do justice to them all? ppvote *matrix* list **sifter/sorter**™ takes the weight off your shoulders and back onto the workshop participants inviting them to select democratically the items to be included in the assessment. Brilliantly simple, highly effective!

ppvote *matrix* need not stop at one workshop! If *your* process is designed to have multiple parts, ppvote *matrix* can handle it. The first elements can be assessed then, having reviewed the initial data, at a later workshop you can continue the assessment to dig deeper, identify best practice and weaknesses, and develop action plans, assigning responsibility if required.

Plotting more than one iteration of a pair of assessments is easy and clear to see: our Circle Lines™ visually connect the pairs so that progress can be reviewed.



ppvote *matrix* presents far more than just X-Y plots, and gives you total control to build the picture up in front of your audience, so maintaining their understanding.

Our Circles of Influence™ can be deployed to illustrate the significance of an assessment in a dynamic way, clearly illustrating for instance, effective or non-existent performance.

Get buy-in from your workshop participants and gain their commitment to follow through!

ppvote *matrix* has easy to use dialogs enabling you to set-up a list of Owners (individuals/ departments/ etc) then assign items from the list to them.

Whether your workshop is about Risk, Projects, New Products, Focus Groups, Satisfaction, whatever the purpose, the Process or Initiative owner can be assigned. Comments may be collected to illustrate the action agreed and for later reference. Naturally, this can be printed or exported to enable follow through and follow up!



Another user-definable feature allows you to allocate the "Root Cause" or "Benefits" associated with an issue or perhaps the anticipated "Time frame" for delivery of a solution.

Items in the list can be assigned to categories.

Categorisation of Risks or Issues is easy and user-definable. You can then choose to run the assessment category by category, thus remaining focused on one specific area at a time.

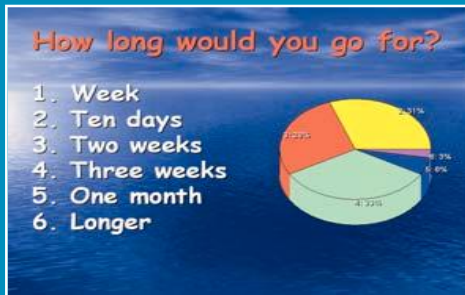
The categories feature allows "Focusing" of the audience onto a part of the overall data, enabling the group to "tackle specific areas" and review items that are related.



ppvote® *lite* questions are an integral part of your PowerPoint presentation, built directly into your PowerPoint slide-show. Tune your presentation to your audience's wavelength by getting their reactions immediately.

Choose from a selection of question and graph styles that include a countdown vote where you want to limit the time they have to respond. You could even choose between showing the results straight away or holding back to reshow later in the presentation.

The results can be delivered in Bar, Column or Pie format and you choose the colour scheme to fit your presentation background. Show results in percentage or actual numbers of people, with or without text shadow, in a text style to suit. ppvote*lite* is simple to set-up, easy to use and very affordable!



There is far more to ppvote than we can mention here. Try any one or all of the ppvote portfolio by installing the software from CD or you can download the latest version for free.

Visit our website at www.ppvote.com to find the latest ppvote news and keep your eyes open for still further modules coming along to add functionality and deliver benefits to you and your audiences.

The ppvote portfolio is brought to you by:



Albert Hall, 161 Albert Street, Fleet, Hampshire GU51 3RP
Telephone: +44 (0)1252 699699 Facsimile: +44 (0)1252 699699

email: sales@ppvote.com
www.ppvote.com

Microsoft PowerPoint® are either registered trademarks or trademarks of Microsoft Corporation in the United States and/or other countries.
The ppvote and Albert Hall names and logo style are the trademarks of Albert Hall Meetings Limited.